



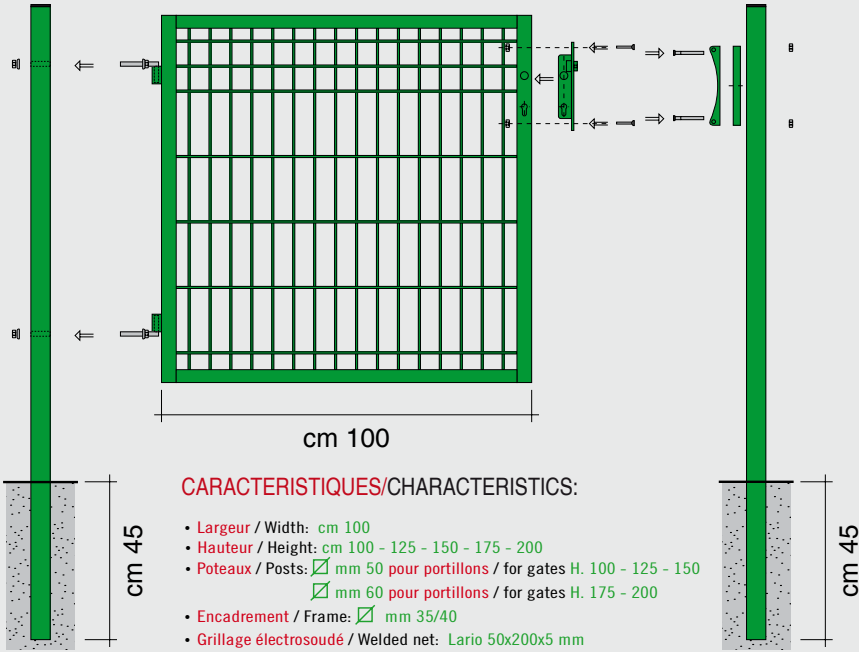
Le portillon avec serrure

The gate with lock

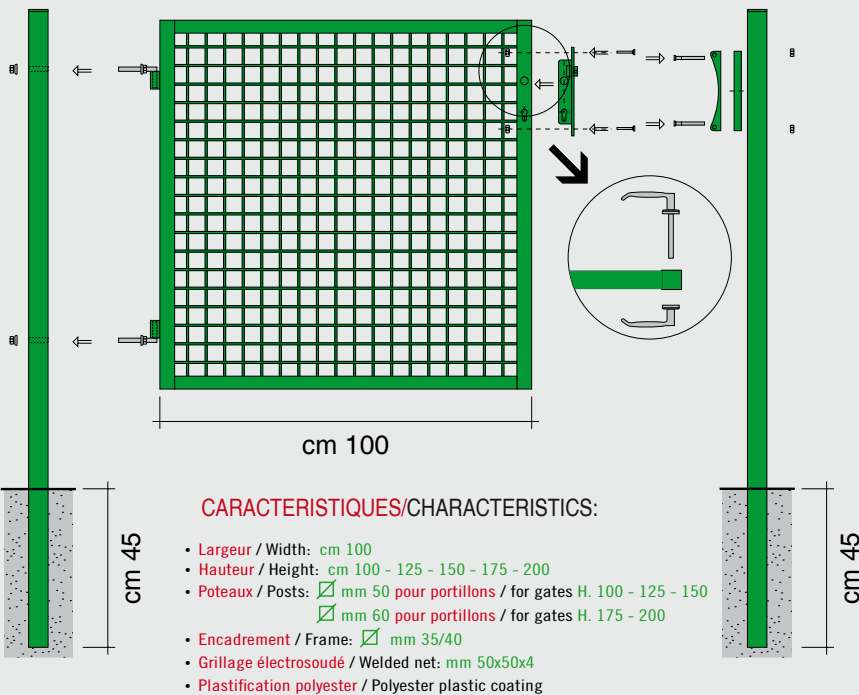
www.sfb.it

www.ferro-bulloni.fr

LARIO STANDARD



GARDEN STANDARD




INSTRUCTIONS DE MONTAGE: INSTALLATION INSTRUCTION:




- 1 • Insérer la serrure dans son logement.
- Insert the lock into its lodging



- 2 • Insérer poignée et barillet.
- Insert cylinder and handles



- 3 • Monter la boîte et la contreboîte sur le poteau selon le sens d'ouverture du portillon.
- Install spacer with holes and knocker on the post according to opening direction



- 4 • Régler les charnières en agissant sur les vis.
- Adjust the hinges using the nuts.

FIXATIONS INOX

Boite serrure: plast. sur galva
Lock cover: galva + polyester